


PS24-L

24 ports entry-level rack mount
Cloud managed



PS24-L



**24x 1 Gigabit Ethernet ports
4x SFP Slots**



**250 W PoE budget
56 Gbps switching capacity**



Zero Config Plug-n-Play



**Free cloud-based web console
for complete management**



Universal installation kit included

ENTRY-LEVEL RACK MOUNT

The PS24-L rack mount switch is an entry-level solution for small to medium size offices needing to power a considerable amount of PoE devices. With its 24x 1 Gigabit Ethernet ports and a PoE budget of 250 W, it can comfortably power up to 16x 802.3af devices or 8x 802.3at devices at the same time. 4x SFP transceiver slots provide 1 Gbps connectivity per slot to the optical fiber network. The back-plane switching capacity of 56 Gbps allows to max out the Gigabit throughput on all Ethernet & SFP ports without hitting any bottleneck.

MOUNTING OPTIONS

The included mounting brackets offer to mount the PS24-L onto a rack or wall. It also can be positioned on a desk or shelf.

WHY POWER OVER ETHERNET (PoE)?

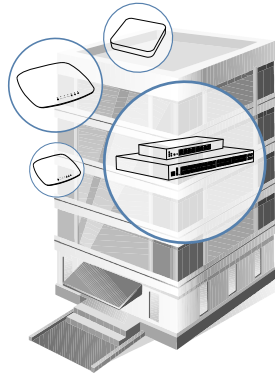
Power over Ethernet (PoE) allows you to combine data transfer and power supply using a single Ethernet cable which terminates in a PoE switch. Thereby, cabling effort can be reduced and power management of all connected devices greatly simplified. Combined with the powerful Plasma Cloud console, all connected devices can be centrally managed, power consumption monitored, power schedules automated and even non-Plasma Cloud devices power cycled when needed.

Almost all networking equipment today supports PoE, including WiFi Access Points, IP cameras, VoIP phones, and many more IoT devices. This allows for easy installation since PoE enables you to place devices in locations removed from power outlets (up to 100m Ethernet cable length).

NETWORK AS A SERVICE (NaaS)

HIGHLIGHTS:

- Access Control
- Presence Data
- Guest WiFi
- Advertising
- Proximity Marketing
- VPN

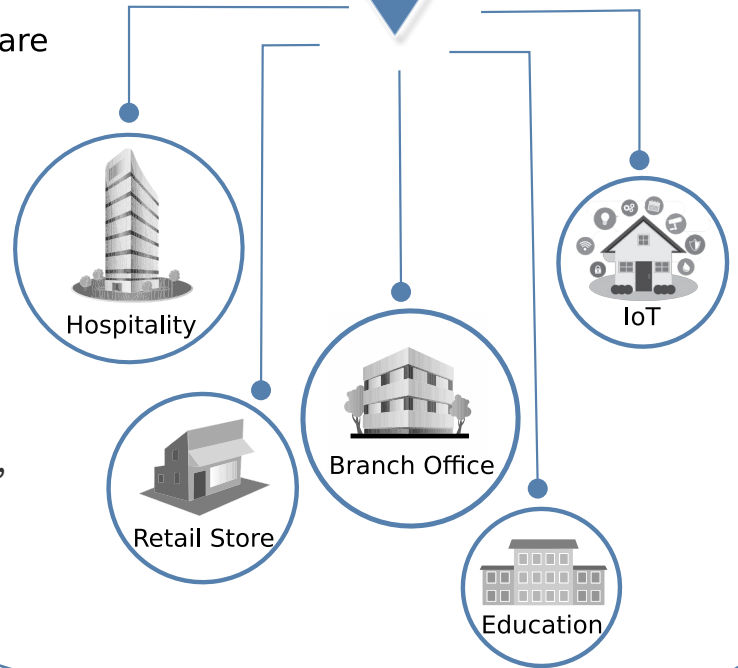


On Premise Hardware



CLOUD KEY FEATURES:

- Zero touch deployment
- Automated monitoring and alerting
- Manage and troubleshoot from anywhere, anytime



INDUSTRY LEADING SOFTWARE AND PRODUCTS



Affordable Network Solution

Plasma Cloud offers an affordable turnkey solution to cover all needs in and around your network. WiFi Access Points and Switches in various sizes to fit your needs & budget bundled with free & powerful cloud management.



Best In-Class Cloud

Plasma Cloud's technology team has built the fastest and most scalable network management cloud system. Our experts have put in their combined experience to develop a truly unique product that will impress you in many ways.



Simplicity is Key

Plasma Cloud is designed for the needs of those tired of endless manual tweaking and cumbersome monitoring. Our smart software is designed to minimize setup effort to the essential and get you started in no time!



White-Label Dashboard

Our dashboard is the reference web interface. It is designed to be highly customizable, both for branding and adaptation purposes as well as for the end-user.

FEATURES OVERVIEW

250 W


PoE Budget

30 W

PoE Output Per Port

56 Gbps

Switching Capacity



Operating temperature
0 °C ~ 50 °C



Operating humidity
10% ~ 90% RH



Storage temperature
-20 °C ~ 70 °C

HOW MANY DEVICES CAN BE POWERED?

PoE 802.3af 15 W | **PoE+** 802.3at 30 W



-  x21 PA300
-  x21 PA300E
-  x20 PA1200
-  x10 PA2200

Plasma Cloud switches support 802.3af and 802.3at PoE standards. Each port comes with the capability to detect the PoE standard required by the connected device. Therefore, a mix of 802.3af and 802.3at power consumers can be powered.

The amount of power supplied on each PoE port may vary greatly depending on power consumption of the connected device. To give an example: although the PA300 uses 802.3af PoE standard, its actual power consumption is 11.5 W or less (depending on system load and cable length). Consequently, a PS24-L allows to power up to 21x PA300 despite the PoE standard defining a power consumption of 15.4 W.

When the exact power consumption is not available, refer to the PoE standard (802.3af: 15.4 W, 802.3at: 30 W) to estimate the number of devices that can be powered through this PoE switch.

TECHNICAL SPECIFICATIONS

10 / 100 / 1000 Mbps PoE Ethernet Ports	24
Fiber Slots	4 (SFP)
Console Port	1
Memory	256 MB
Flash Memory	32 MB NOR
PoE Budget	250 W
PoE Standard	IEEE 802.3af/at
Switching Capacity	56 Gbps
Fan	2
Power Input	100-240 VAC, 50/60 Hz
Power Supply	Internal, 300 W
Mounting Options	Desktop, wall mount, rack mount
Dimension (W x D x H)	440 x 260 x 44 mm
Weight	3.47 kg
Operating Temperature	0 °C ~ 50 °C (32 °F ~ 122 °F)
Certifications	CE, FCC, IC, RCM
L2 Features	IEEE802.3ad Link Aggregation, Port Mirroring, Port Trunking, IGMP Snooping v1/v2/v3, IGMP Fast Leave, MLD Snooping, VLAN Group, Voice VLAN, 802.1D Spanning Tree Protocol (STP), 802.1p Traffic Priority Management
Zero Config Plug-n-Play	Yes
Free Cloud Console	Yes
Free Mobile App	Yes